

Text Exodus 12:1-14, 26-36, Isaiah 53:4-7,
1 Peter 1:18-19
Focus Jesus is the Lamb of God
Verse Acts 16:31 “. . . Believe on the Lord Jesus
Christ, and you will be saved . . .”^{NKJV}

Songs of Praise and Worship

Prayer/Offering

Story 1 The Lamb of God (Bible)

Craft 1 Israelites Were Saved (coloring)

Snack Time

Story 2 Trevor (people)

Craft 2 Trevor (coloring)

My Bible Verse

Story 3 I Am Saved (puppet)

Craft 3 Shell (stickers)

Story 4 Jesus is the Lamb of God (song)

Craft 4 Lamb of God (gluing)

The Lamb of God

Exodus 12:1-14, 26-36, Isaiah 53:4-7, 1 Peter 1:18-19

City Street Scene, Father (28), Father (32), Father (52), Children (108),
Lamb's Blood (make per the page titled "Instructions for Lamb's Blood")

1. **God saved the Israelites by the blood of a lamb.** *Display City Street Scene, Fathers, Children, Lamb's Blood (around doors).*
 - A. God told the Israelites to kill a lamb and put the blood around their door.
 - B. That night, they stayed in the house and ate the lamb.
 - C. All of the firstborn children and animals were saved when death passed over their house.
 - D. God wanted the Israelites to know that some day He would send His Lamb, Jesus, to save all people.


2. **Jesus came to be the Lamb of God.**
 - A. Jesus let Himself be put to death for us, then God brought Jesus back to life.
 - B. Jesus will save you.

Instructions for Lamb's Blood

These instructions are needed only if you are using felt visuals to tell the story.

At first, we hesitated to show our children a visual picture of lamb's blood. But the Holy Spirit seemed to remind us of the text in Exodus 12:26-27. The children participated in the first Passover and watched as the blood was put around the door. Our children need to understand about the blood of Jesus.

A felt representation of the lamb's blood is simple to make. Cut nine irregular shapes from red felt as shown below. For the story, place the shapes around the doors on the City Street Scene.





The Israelites were saved by the blood of a lamb

Trevor

Mommy tucked Trevor into bed. That morning in church, Trevor heard an exciting Bible story about the Israelites.

“Mommy, did you know that the Israelites put lamb’s blood around their door?”

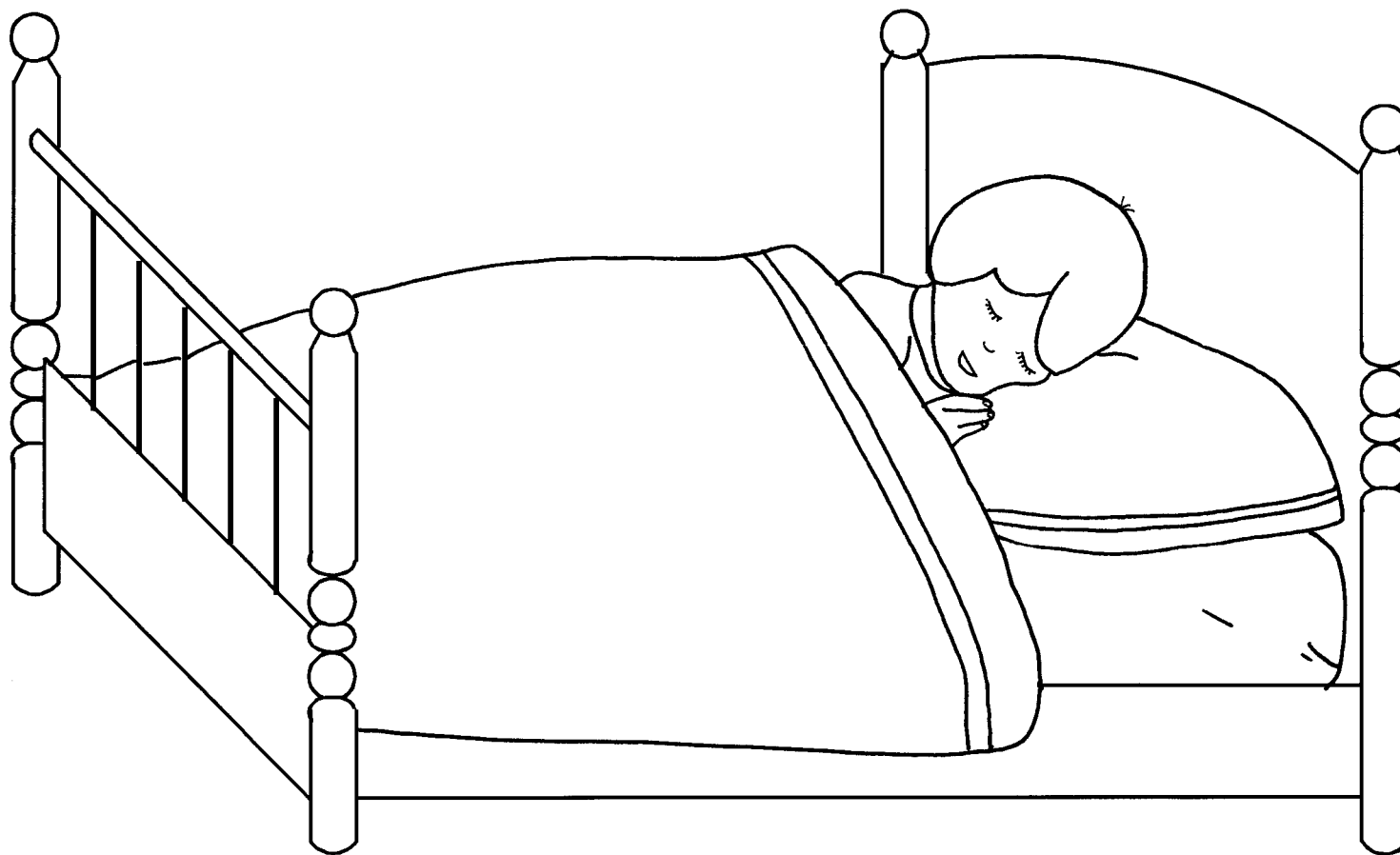
“Yes. The lamb’s blood saved their lives. When death passed over their house, every child and animal was kept safe. The lamb showed them that, someday, Jesus would save all people.”

“Was Jesus a lamb, Mommy?”

“No. Jesus was a man. But He was called the Lamb of God. He let himself be put to death for us. Then He came back to life. Jesus came to save us because He loves us.”

Trevor went to sleep, knowing that Jesus loved him.

Jesus will save you



I Am Saved

Characters: Teacher
Ginger (or your favorite puppet)

TEACHER: I have a very special story to tell you today.

GINGER: I love stories! What is it?

TEACHER: One day I realized that I needed to trust Jesus as my Savior.

GINGER: How did you do that?


TEACHER: I asked Jesus, "Please come into my heart."

GINGER: Did He?

TEACHER: Yes, He did. He saved me.

GINGER: Will Jesus save children?

TEACHER: Yes, Jesus came to save children, too. I pray that every child will realize that they need Jesus in their heart and ask Him to come in.





*...Believe on the Lord Jesus Christ,
and you will be saved...
Acts 16:31 NKJV*


Jesus is the Lamb of God
(Sung to the tune of "Mary Had a Little Lamb")

**Jesus is the Lamb of God,
Lamb of God,
Lamb of God.**


**Jesus is the Lamb of God,
He washed us white as snow.**

Copy this page with "Jesus" and the "Lamb" onto white paper. Copy the page with "Words" onto blue paper. Cut out "Jesus" and the "Lamb." Have children glue "Jesus" and the "Lamb" onto page with "Words."





is the



of God