

Text Exodus 13:21 - 14:31, Ephesians 1:18-20,  
Hebrews 11:29  
Focus God will use His power to help you  
Verse Exodus 15:2 “The Lord is my  
strength . . .” NKJV

## Songs of Praise and Worship

### Prayer/Offering

Story 1 Red Sea (Bible)

Craft 1 Red Sea (coloring)

### Snack Time

Story 2 The Elephant (creation)

Craft 2 Elephant (gluing)

### My Bible Verse

Story 3 The Lord is My Strength (show and tell)

Craft 3 Parrot (coloring)

Story 4 Visit From Miriam (acting)

Craft 4 Trumpet (stickers)

# Red Sea

Exodus 13:21 - 14:31, Ephesians 1:18-20, Hebrews 11:29

Water and Sky Scene, Purple Board, Shoreline Overlay, Desert Overlay, Moses Facing Right (14), Moses Facing Left (15), Men (78A), Men on Camels (82A), Men (87), Crowd (87A), Men (92G), Women (97B), Children (108), Pillar of Cloud (173), Dry Path Through Sea (190), Group of Tents (208), Fire (266)

- 1. God led Moses and the people out of Egypt.** *Display Purple Board, Desert Overlay, Pillar of Cloud (in sky), Fire (put Fire over lower end of Pillar of Cloud), Group of Tents, Moses Facing Left, Men (78A, 82A, 92G), Crowd, Women, Children.*
  - A. During the day, the Lord was in a tall cloud and at night in a tall fire.
  - B. The Egyptians sent an army to make the Israelites come back to Egypt.
  - C. The Israelites could not run away from the soldiers because the Red Sea was in front of them.
  
- 2. God used His power to help the Israelites.** *Display Water and Sky Scene, Shoreline Overlay, Dry Path Through Sea, Moses Facing Right, Men (87).*
  - A. God sent a mighty wind that made a dry path through the Red Sea.
  - B. The people walked through the middle of the Red Sea.
  - C. The soldiers followed, but God allowed the Red Sea to close in over the soldiers.
  
- 3. God will use His power to help you.**
  - A. He is more powerful than anyone.





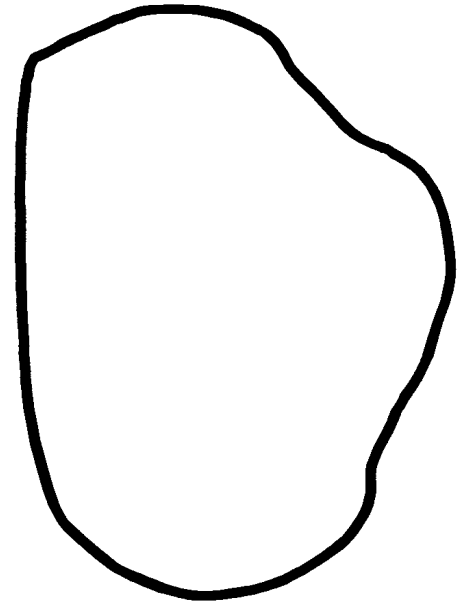


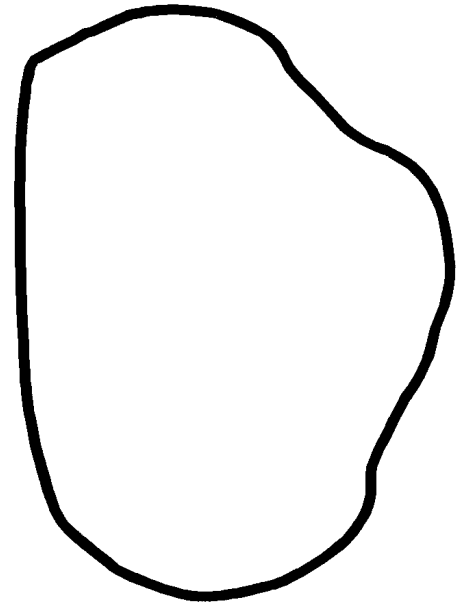
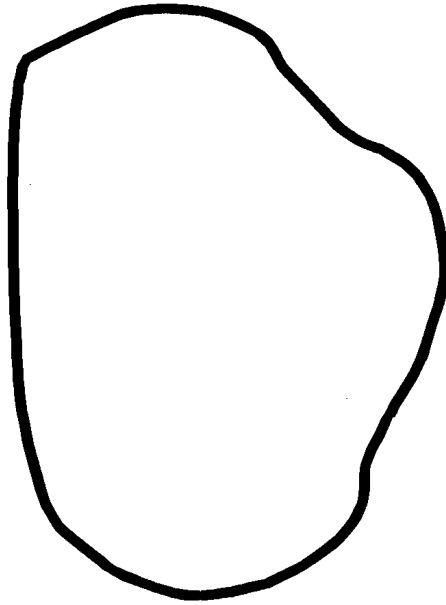
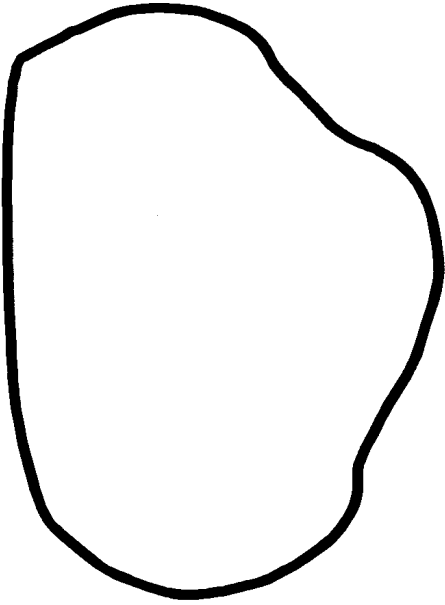
The Lord made a dry pathway through the sea

## The Elephant


An elephant is a powerful animal. It can pick up big heavy logs with its trunk. It can move rocks and trees with its tusks.

But God is more powerful than anyone. He will use His power to help you.

Copy this page with "Ears" onto gray paper. Copy the page with the "Elephant" onto gray paper. Cut out "Ears." Have children glue an "Ear" onto the "Elephant."



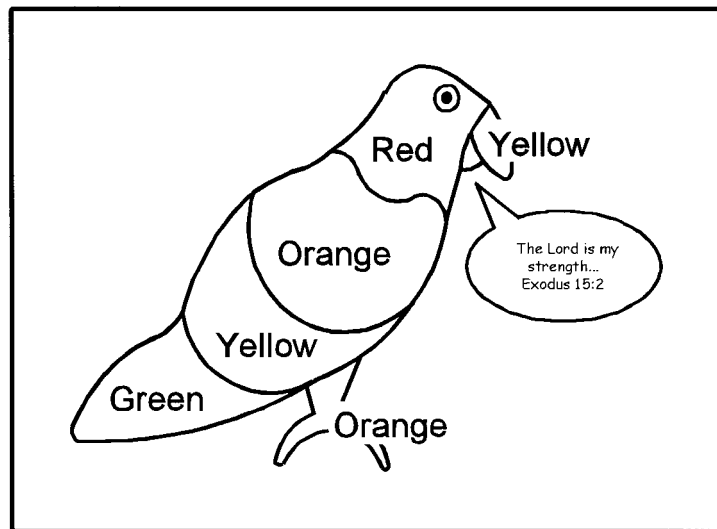
God will use His power to help you



# The Lord is My Strength

## Preparation:

Before class, prepare a sample of the craft, “Parrot.” Color the “Parrot” with brightly colored felt tip pens as shown below. Bring the sample “Parrot” craft to class and use it as a visual aid for this Show and Tell.




## What to Tell Them:

This picture of a parrot has our Bible verse on it. “The Lord is my strength.” A parrot will repeat whatever you say to him. Say something to the parrot. *Children will probably call out words like “hello.” Repeat what they say in a parrot-like voice.*

Can you be a parrot and say our Bible verse after me? “The Lord is my strength.” *Have children repeat the verse.*

God will use His power to help you when there is trouble.





## Visit From Miriam

### Preparation:

Bring to class a colorful towel a cloth strip long enough to tie around your head. First, place the towel over your head. Next, tie the cloth strip around the towel as a headband.

### What to Tell Them:

I am going to pretend to be Miriam. Can you pretend with me? *Speak the following with a woman's voice.*

God led us out of Egypt. He led us by a fire at night, and by a cloud during the day. We came to the Red Sea. There was no way that we could cross it. We looked behind us. We saw soldiers coming to make us go back to Egypt. Oh, No!

Moses told us that we would see God's power. The wind started to blow. Soon there was a dry path in the middle of the sea. We were able to walk between two walls of water.

The soldiers tried to follow us into the Red Sea. Then the walls of water came tumbling down. God saved us.

God will use His power to help you, too!

Copy this page with "Trumpet" onto colored paper. Cut out "Trumpet" on solid lines. Have children put stickers on their "Trumpets." After children have finished, roll to form a tube and tape together.

